

# PCNA Polyclonal Antibody

catalog number: E-AB-70004

**Note:** Centrifuge before opening to ensure complete recovery of vial contents.

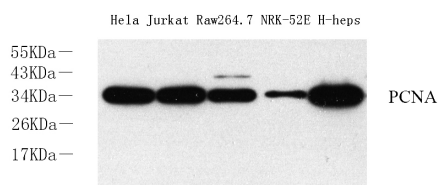
## Description

<b>Reactivity</b>	Human;Mouse;Rat
<b>Immunogen</b>	KLH conjugated Synthetic peptide corresponding to Mouse PCNA
<b>Host</b>	Rabbit
<b>Isotype</b>	IgG
<b>Purification</b>	Affinity purification
<b>Conjugation</b>	Unconjugated
<b>buffer</b>	Phosphate buffered solution, pH 7.4, containing 0.05% stabilizer, 1% protein protectant and 50% glycerol.

## Applications

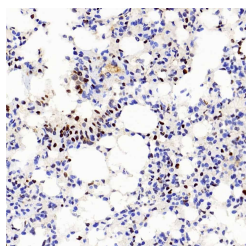
Applications	Recommended Dilution
<b>WB</b>	1:1000-1:3000
<b>IHC</b>	1:300-1:800

## Data

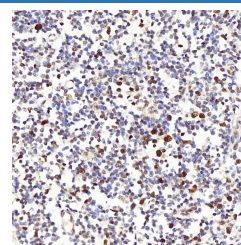


Western Blot analysis of various samples using Proliferating Cell Nuclear Antigen Polyclonal Antibody at dilution of 1:2000.

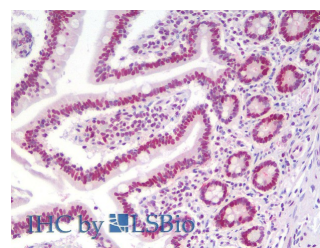
**Observed-MV:33 kDa**  
**Calculated-MV:33 kDa**



Immunohistochemistry analysis of paraffin-embedded Mouse lung using Proliferating Cell Nuclear Antigen Polyclonal Antibody at dilution of 1:300.



Immunohistochemistry analysis of paraffin-embedded Human tonsil using Proliferating Cell Nuclear Antigen Polyclonal Antibody at dilution of 1:300.



Immunohistochemistry analysis of paraffin-embedded Human Small Intestine using PCNA Polyclonal Antibody (Elabscience Product Detected by Lifespan).

## Preparation & Storage

<b>Storage</b>	Store at -20°C Valid for 12 months. Avoid freeze / thaw cycles.
<b>Shipping</b>	The product is shipped with ice pack, upon receipt, store it immediately at the temperature recommended.

## Background

## For Research Use Only

# PCNA Polyclonal Antibody

catalog number: E-AB-70004



Proliferating Cell Nuclear Antigen, commonly known as PCNA, is a protein that acts as a processivity factor for DNA polymerase  $\delta$  in eukaryotic cells. This protein is an auxiliary protein of DNA polymerase delta and is involved in the control of eukaryotic DNA replication by increasing the polymerase's processibility during elongation of the leading strand. PCNA induces a robust stimulatory effect on the 3'-5' exonuclease and 3'-phosphodiesterase, but not apurinic-aprimidinic (AP) endonuclease, APEX2 activities. It has to be loaded onto DNA in order to be able to stimulate APEX2. PCNA protein is highly conserved during evolution; the deduced amino acid sequences of rat and human differ by only 4 of 261 amino acids. PCNA has been used as loading control for proliferating cells.

## For Research Use Only

A Reliable Research Partner in Life Science and Medicine  
Tel: 400-999-2100

Email: [techsupport@elabscience.cn](mailto:techsupport@elabscience.cn)

Web: [www.elabscience.cn](http://www.elabscience.cn)

Rev. V1.7