

# NR3C2 Polyclonal Antibody

Catalog Number: E-AB-93380



**Note:** Centrifuge before opening to ensure complete recovery of vial contents.

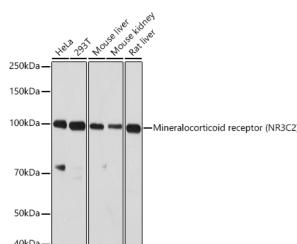
## Description

<b>Reactivity</b>	Human, Mouse, Rat
<b>Immunogen</b>	Recombinant fusion protein of human Mineralocorticoid receptor
<b>Host</b>	Rabbit
<b>Isotype</b>	IgG
<b>Purification</b>	Affinity purification
<b>Conjugation</b>	Unconjugated
<b>Formulation</b>	PBS with 0.01% thiomersal, 50% glycerol, pH 7.3.

## Applications Recommended Dilution

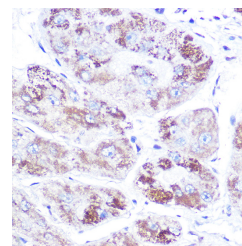
<b>WB</b>	1:500-1:2000
<b>IHC</b>	1:50-1:200
<b>IF</b>	1:50-1:200

## Data

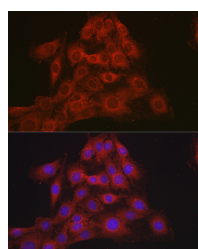


Western blot analysis of extracts of various cell lines using Mineralocorticoid receptor Polyclonal Antibody at 1:1000 dilution.

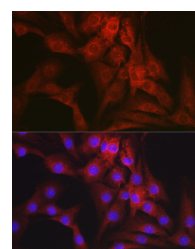
**Observed Mw: 100kDa**  
**Calculated Mw: 75kDa/94kDa/107kDa**



Immunohistochemistry of paraffin-embedded human liver cancer using Mineralocorticoid receptor Polyclonal Antibody at dilution of 1:100 (40x lens). Perform high pressure antigen retrieval with 10 mM citrate buffer pH 6.0 before commencing with IHC staining protocol.



Immunofluorescence analysis of C6 cells using Mineralocorticoid receptor Polyclonal Antibody at dilution of 1:100 (40x lens). Blue: DAPI for nuclear staining.



Immunofluorescence analysis of NIH-3T3 cells using Mineralocorticoid receptor Polyclonal Antibody at dilution of 1:100 (40x lens). Blue: DAPI for nuclear staining.

## Preparation & Storage

**Storage** Store at -20°C. Avoid freeze/thaw cycles.

## For Research Use Only

A Reliable Research Partner in Life Science and Medicine

Toll-free: 1-888-852-8623

Web: [www.elabscience.com](http://www.elabscience.com)

Tel: 1-832-243-6086

Email: [techsupport@elabscience.com](mailto:techsupport@elabscience.com)

Fax: 1-832-243-6017

# NR3C2 Polyclonal Antibody

Catalog Number: E-AB-93380



## Background

This gene encodes the mineralocorticoid receptor, which mediates aldosterone actions on salt and water balance within restricted target cells. The protein functions as a ligand-dependent transcription factor that binds to mineralocorticoid response elements in order to transactivate target genes. Mutations in this gene cause autosomal dominant pseudohypoaldosteronism type I, a disorder characterized by urinary salt wasting. Defects in this gene are also associated with early onset hypertension with severe exacerbation in pregnancy. Alternative splicing results in multiple transcript variants.

## For Research Use Only

A Reliable Research Partner in Life Science and Medicine

Toll-free: 1-888-852-8623

Web: [www.elabscience.com](http://www.elabscience.com)

Tel: 1-832-243-6086

Email: [techsupport@elabscience.com](mailto:techsupport@elabscience.com)

Fax: 1-832-243-6017