

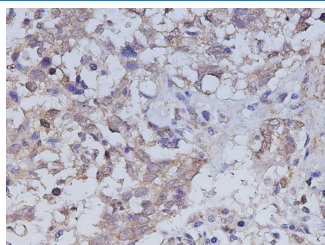
## ILK Polyclonal Antibody

catalog number: D-AB-10466L

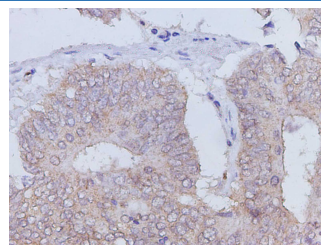
**Note:** Centrifuge before opening to ensure complete recovery of vial contents.

Description	
Reactivity	Human
Immunogen	Recombinant Mouse ILK protien by E.coli
Host	Rabbit
Isotype	IgG
Purification	Antigen Affinity Purification
Conjugation	Unconjugated
Buffer	PBS with 0.05% proclin 300, 1% protective protein and 50% glycerol,pH7.4
Applications	Recommended Dilution
IHC	1:400-1:800

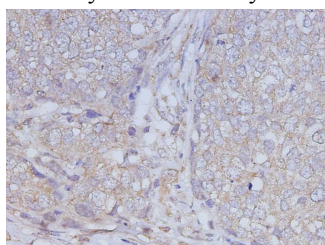
## Data



Immunohistochemistry of paraffinembedded Human lung cancer using ILK Polyclonal antibody at dilution of 1:800.



Immunohistochemistry of paraffinembedded Human colon cancer using ILK Polyclonal antibody at dilution of 1:800.



Immunohistochemistry of paraffinembedded Human breast cancer using ILK Polyclonal antibody at dilution of 1:800.

Preparation & Storage	
Storage	Store at -20°C Valid for 12 months. Avoid freeze / thaw cycles.
Shipping	The product is shipped with ice pack, upon receipt, store it immediately at the temperature recommended.

## Background

This gene encodes a protein with a kinase-like domain and four ankyrin-like repeats. The encoded protein associates at the cell membrane with the cytoplasmic domain of beta integrins, where it regulates integrin-mediated signal transduction. Activity of this protein is important in the epithelial to mesenchymal transition, and over-expression of this gene is implicated in tumor growth and metastasis. Alternative splicing results in multiple transcript variants.

## For Research Use Only