

## Recombinant SOX11 Monoclonal Antibody

catalog number: **AN301661L**

**Note:** Centrifuge before opening to ensure complete recovery of vial contents.

### Description

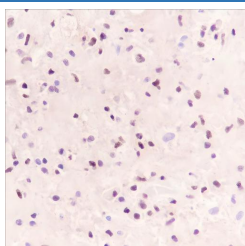
<b>Reactivity</b>	Human;
<b>Immunogen</b>	Recombinant human SOX11 fragment
<b>Host</b>	Rabbit
<b>Isotype</b>	IgG, κ
<b>Clone</b>	A364
<b>Purification</b>	Protein A purified
<b>Buffer</b>	PBS, 50% glycerol, 0.05% Proclin 300, 0.05% protein protectant.

### Applications

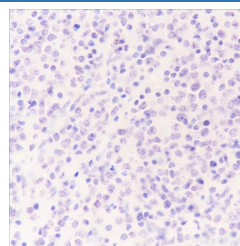
### Recommended Dilution

<b>IHC</b>	1:50-1:100
<b>IF</b>	1:50
<b>FCM</b>	1:50-1:100

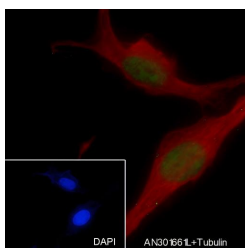
### Data



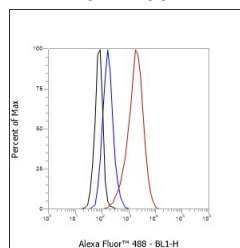
Immunohistochemistry of paraffin-embedded Human glioma using SOX11 Monoclonal Antibody at dilution of 1:100.



Immunohistochemistry of paraffin-embedded Human mantle cell lymphoma using SOX11 Monoclonal Antibody at dilution of 1:100.



Immunofluorescent analysis of (4% Paraformaldehyde) fixed SH-SY5Y cells using anti-SOX11 Monoclonal Antibody at dilution of 1:50.



Flow cytometric analysis of human SOX11 expression on SH-SY5Y cells. Cells were stained with purified anti-Human SOX11, then a Alexa Fluor 488-conjugated second step antibody. The histogram were derived from events with the forward and side light-scatter characteristics of intact cells.

### Preparation & Storage

<b>Storage</b>	Store at -20°C Valid for 12 months. Avoid freeze / thaw cycles.
<b>Shipping</b>	Ice bag

### Background

Transcription factor that acts as a transcriptional activator.

### For Research Use Only