

## DIMT1 Polyclonal Antibody

**catalog number: E-AB-18678**

**Note:** Centrifuge before opening to ensure complete recovery of vial contents.

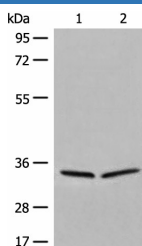
### Description

<b>Reactivity</b>	Human;Mouse
<b>Immunogen</b>	Full length fusion protein
<b>Host</b>	Rabbit
<b>Isotype</b>	IgG
<b>Purification</b>	Antigen affinity purification
<b>Buffer</b>	Phosphate buffered solution, pH 7.4, containing 0.05% stabilizer and 50% glycerol.

### Applications

Applications	Recommended Dilution
<b>WB</b>	1:500-1:2000
<b>IHC</b>	1:30-1:150

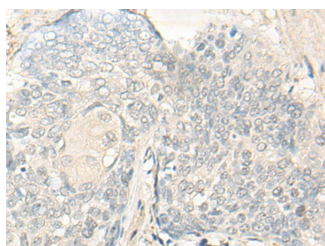
### Data



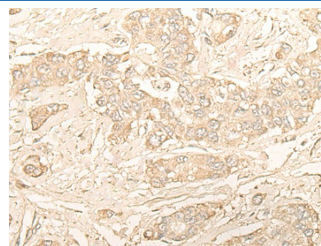
Western blot analysis of 231 and Raji cell lysates using DIMT1 Polyclonal Antibody at dilution of 1:450

**Observed-MW:Refer to figures**

**Calculated-MW:35 kDa**



Immunohistochemistry of paraffin-embedded Human esophagus cancer tissue using DIMT1 Polyclonal Antibody at dilution of 1:30(×200)



Immunohistochemistry of paraffin-embedded Human liver cancer tissue using DIMT1 Polyclonal Antibody at dilution of 1:30(×200)

### Preparation & Storage

<b>Storage</b>	Store at -20°C Valid for 12 months. Avoid freeze / thaw cycles.
<b>Shipping</b>	The product is shipped with ice pack,upon receipt,store it immediately at the temperature recommended.

### Background

Specifically dimethylates two adjacent adenosines in the loop of a conserved hairpin near the 3'-end of 18S rRNA in the 40S particle.

### For Research Use Only