

NRG4 Polyclonal Antibody

catalog number: E-AB-60759

Note: Centrifuge before opening to ensure complete recovery of vial contents.

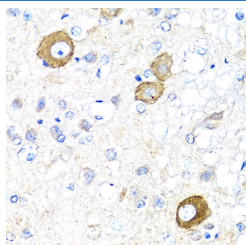
Description

Reactivity	Human;Mouse;Rat
Immunogen	Recombinant fusion protein of human NRG4 (NP_612640.1).
Host	Rabbit
Isotype	IgG
Purification	Affinity purification
Buffer	Phosphate buffered solution, pH 7.4, containing 0.05% stabilizer and 50% glycerol.

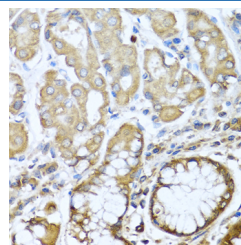
Applications

Applications	Recommended Dilution
IHC	1:50-1:200

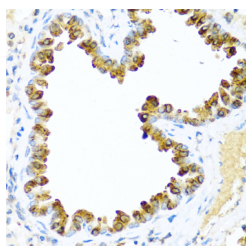
Data



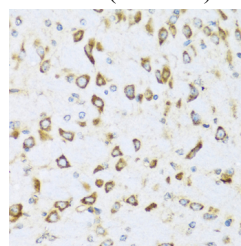
Immunohistochemistry of paraffin-embedded Rat brain using NRG4 Polyclonal Antibody at dilution of 1:100 (40x lens).



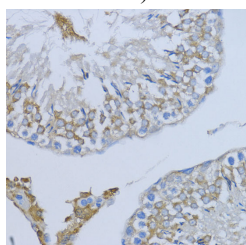
Immunohistochemistry of paraffin-embedded Human stomach using NRG4 Polyclonal Antibody at dilution of 1:100 (40x lens).



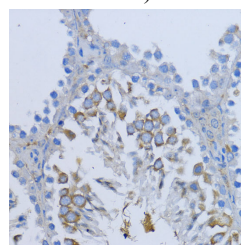
Immunohistochemistry of paraffin-embedded Mouse lung using NRG4 Polyclonal Antibody at dilution of 1:100 (40x lens).



Immunohistochemistry of paraffin-embedded Mouse brain using NRG4 Polyclonal Antibody at dilution of 1:100 (40x lens).



Immunohistochemistry of paraffin-embedded Rat testis using NRG4 Polyclonal Antibody at dilution of 1:200 (40x lens).



Immunohistochemistry of paraffin-embedded Mouse testis using NRG4 Polyclonal Antibody at dilution of 1:200 (40x lens).

Preparation & Storage

Storage	Store at -20°C Valid for 12 months. Avoid freeze / thaw cycles.
----------------	---

For Research Use Only

Shipping

The product is shipped with ice pack, upon receipt, store it immediately at the temperature recommended.

Background

Neuregulin 4 also known as NRG4 is a member of the neuregulin protein family which in humans is encoded by the NRG4 gene. Low affinity ligand for the ERBB4 tyrosine kinase receptor. Concomitantly recruits ERBB1 and ERBB2 coreceptors, resulting in ligand-stimulated tyrosine phosphorylation and activation of the ERBB receptors. Does not bind to the ERBB1, ERBB2 and ERBB3 receptors.

For Research Use Only