

MVK Polyclonal Antibody

Catalog Number: E-AB-11414



Note: Centrifuge before opening to ensure complete recovery of vial contents.

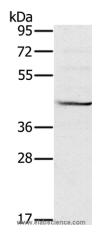
Description

Reactivity	Human, Mouse, Rat
Immunogen	Recombinant protein of human MVK
Host	Rabbit
Isotype	IgG
Purification	Affinity purification
Conjugation	Unconjugated
Formulation	PBS with 0.05% sodium azide and 50% glycerol, PH7.4

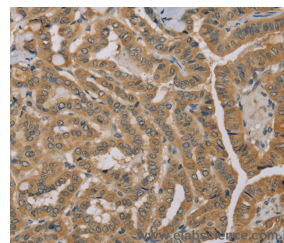
Applications Recommended Dilution

WB	1:200-1:1000
IHC	1:100-1:300

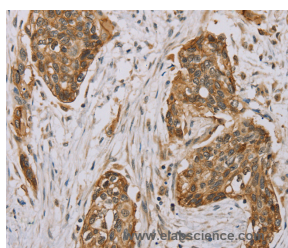
Data



Western Blot analysis of Raji cell using MVK Polyclonal Antibody at dilution of 1:550
Calculated Mw:42kDa



Immunohistochemistry of paraffin-embedded Human thyroid cancer using MVK Polyclonal Antibody at dilution of 1:40



Immunohistochemistry of paraffin-embedded Human esophagus cancer using MVK Polyclonal Antibody at dilution of 1:40

Preparation & Storage

Storage Store at -20°C. Avoid freeze / thaw cycles.

Background

This gene encodes the peroxisomal enzyme mevalonate kinase. Mevalonate is a key intermediate, and mevalonate kinase a key early enzyme, in isoprenoid and sterol synthesis. Mevalonate kinase deficiency caused by mutation of this gene results in mevalonic aciduria, a disease characterized psychomotor retardation, failure to thrive, hepatosplenomegaly, anemia and recurrent febrile crises. Defects in this gene also cause hyperimmunoglobulinemia D and periodic fever syndrome, a

For Research Use Only

A Reliable Research Partner in Life Science and Medicine

Toll-free: 1-888-852-8623

Web: www.elabscience.com

Tel: 1-832-243-6086

Email: techsupport@elabscience.com

Fax: 1-832-243-6017

MVK Polyclonal Antibody

Catalog Number: E-AB-11414



disorder characterized by recurrent episodes of fever associated with lymphadenopathy, arthralgia, gastrointestinal dismay and skin rash.

For Research Use Only

A Reliable Research Partner in Life Science and Medicine

Toll-free: 1-888-852-8623

Tel: 1-832-243-6086

Fax: 1-832-243-6017

Web: www.elabscience.com

Email: techsupport@elabscience.com