

# UBE2V1 Polyclonal Antibody

catalog number: E-AB-52433

**Note:** Centrifuge before opening to ensure complete recovery of vial contents.

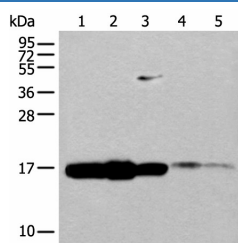
## Description

|                     |  |
|---------------------|--|
| <b>Reactivity</b>   | Human;Mouse  |
| <b>Immunogen</b>    | Full length fusion protein   |
| <b>Host</b>         | Rabbit   |
| <b>Isotype</b>      | IgG  |
| <b>Purification</b> | Antigen affinity purification  |
| <b>Conjugation</b>  | Unconjugated   |
| <b>buffer</b>       | Phosphate buffered solution, pH 7.4, containing 0.05% stabilizer and 50% glycerol. |

## Applications

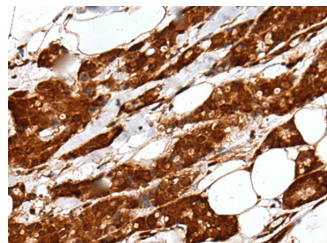
| Applications | Recommended Dilution |
|--------------|----------------------|
| <b>WB</b>    | 1:500-1:2000         |
| <b>IHC</b>   | 1:30-1:150           |

## Data

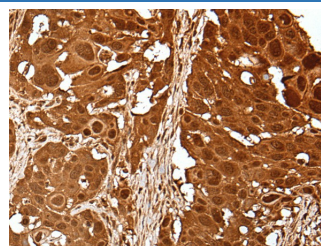


Western blot analysis of 293T cell Mouse spleen tissue and Human spleen tissue lysates using UBE2V1 Polyclonal Antibody at dilution of 1:400

**Observed-MV:Refer to figures**  
**Calculated-MV:16 kDa**



Immunohistochemistry of paraffin-embedded Human breast cancer tissue using UBE2V1 Polyclonal Antibody at dilution of 1:40(×200)



Immunohistochemistry of paraffin-embedded Human esophagus cancer tissue using UBE2V1 Polyclonal Antibody at dilution of 1:40(×200)

## Preparation & Storage

|                 |  |
|-----------------|--|
| <b>Storage</b>  | Store at -20°C Valid for 12 months. Avoid freeze / thaw cycles.  |
| <b>Shipping</b> | The product is shipped with ice pack,upon receipt,store it immediately at the temperature recommended. |

## Background

## For Research Use Only

# UBE2V1 Polyclonal Antibody

catalog number: E-AB-52433



Ubiquitin-conjugating E2 enzyme variant proteins constitute a distinct subfamily within the E2 protein family. They have sequence similarity to other ubiquitin-conjugating enzymes but lack the conserved cysteine residue that is critical for the catalytic activity of E2s. The protein encoded by this gene is located in the nucleus and can cause transcriptional activation of the human FOS proto-oncogene. It is thought to be involved in the control of differentiation by altering cell cycle behavior. Alternatively spliced transcript variants encoding multiple isoforms have been described for this gene, and multiple pseudogenes of this gene have been identified. Co-transcription of this gene and the neighboring upstream gene generates a rare transcript (Kua-UEV), which encodes a fusion protein comprised of sequence sharing identity with each individual gene product.

## For Research Use Only

A Reliable Research Partner in Life Science and Medicine  
Tel: 400-999-2100

Email: [techsupport@elabscience.cn](mailto:techsupport@elabscience.cn)

Web: [www.elabscience.cn](http://www.elabscience.cn)

Rev. V1.7